



Critical load and congestion instabilities in scale-free networks

To cite this article: Y. Moreno *et al* 2003 *EPL* **62** 292

View the [article online](#) for updates and enhancements.

You may also like

- [Traffic-induced epidemic suppression in multiplex networks](#)
Jie Chen, Mao-Bin Hu, Yong-Hong Wu et al.
- [Failure cascade in interdependent network with traffic loads](#)
Sheng Hong, Baoqing Wang, Xiaomin Ma et al.
- [Embodied greenhouse gas assessment of railway infrastructure: the case of Austria](#)
Matthias Landgraf and Arpad Horvath

Critical load and congestion instabilities in scale-free networks

Y. MORENO^{1,2(*)}, R. PASTOR-SATORRAS³, A. VÁZQUEZ⁴ and A. VESPIGNANI⁵

¹ *The Abdus Salam International Centre for Theoretical Physics
P.O. Box 586, 34100 Trieste, Italy*

² *Departamento de Física Teórica, Universidad de Zaragoza - Zaragoza 50009, Spain*

³ *Departament de Física i Enginyeria Nuclear, Universitat Politècnica de Catalunya
Campus Nord, Mòdul B4 - 08034 Barcelona, Spain*

⁴ *Department of Physics, University of Notre Dame - 225 Nieuwland Science Hall
Notre Dame, IN 46556, USA*

⁵ *Laboratoire de Physique Théorique (UMR du CNRS 8627), Bâtiment 210
Université de Paris-Sud - 91405 Orsay Cedex, France*

(received 27 November 2002; accepted in final form 14 February 2003)

PACS. 89.75.-k – Complex systems.

PACS. 89.75.Fb – Structures and organization in complex systems.

PACS. 05.70.Jk – Critical point phenomena.

Abstract. – We study the tolerance to congestion failures in communication networks with scale-free topology. The traffic load carried by each damaged element in the network must be partly or totally redistributed among the remaining elements. Overloaded elements might fail on their turn, triggering the occurrence of failure cascades able to isolate large parts of the network. We find a critical traffic load above which the probability of massive traffic congestions destroying the network communication capabilities is finite.

Complex heterogeneous connectivity patterns have recently been identified in several natural and technological networks [1–3]. The Internet and the World-Wide-Web (WWW) networks, where nodes represent routers or web pages and edges physical connections or hyperlinks, appear to have a topology characterized by the presence of “hubs” with many connections to peripheral nodes. Empirical evidence recently collected shows that this distinctive feature finds its statistical characterization in the presence of heavy tailed degree distributions [4–11]. In the Internet, for instance, the statistical analysis reveals that the degree distribution $P(k)$, defined as the probability that any node has k links to other nodes, is well approximated by a power law behavior $P(k) \sim k^{-\gamma}$, with $\gamma \approx 2.2$ [5, 7, 11]. This makes the Internet a capital example of the recently identified class of scale-free (SF) networks [2]. The statistical-physics approach has been proved to be a valuable tool for the study of complex networks, and several interesting results concerning dynamical processes taking place on complex networks have recently been reported. In particular, the absence of the percolation [12, 13]

(*) E-mail: yamir@ictp.trieste.it

and epidemic [14, 15] thresholds in SF networks has a large impact because of its potential practical implications. The absence of the percolating threshold, indeed, prompts to an exceptional tolerance to random damages [16]. This is a property that assumes a great importance in communication networks, guaranteeing the connectivity capabilities of the system.

Percolation properties of SF networks refer only to the static topological connectivity properties [12, 13]. On the other hand, in the Internet and other communication networks, many instabilities are due to traffic load congestions [17, 18]. The traffic load carried on the failing nodes or connections is automatically diverted to alternative paths on the networks and instabilities can spread from node to node by an avalanche of traffic congestions and overloads which can lead to the transient loss of connectivity for large portions of the Internet. These instabilities are thus of a dynamical nature and depend on how information is routed and distributed in the network. Several models proposed so far, however, deal with regular structures [19, 20]. Very recently, there have been some attempts to study cascade failures in static [21, 22] and evolving [23, 24] complex networks.

In this paper, we propose a simple model aimed at the study of failure cascades generated by the redistribution of traffic load by congested links or nodes in SF networks. We find that the system behavior depends on the average traffic load imposed to the network. Above a critical value of the average traffic load, a single failure has a finite probability of triggering a congestion avalanche affecting a macroscopic part of the network. The present analysis thus reveals the existence of a transition from a free phase to a congested one as a function of the amount of traffic carried by the network. Contrary to what happens for the static percolation transition [12, 13], loaded SF networks exhibit a finite threshold above which the system can develop macroscopic instabilities with respect to small damages if we consider the dynamics of the traffic carried on top of them. The results provided here represent a step towards a more complete modeling of traffic instabilities in real communication networks.

In order to include the degree fluctuations of SF networks, we shall use in the following the Barabási-Albert model [25]. This is a stochastic growth model in which one starts from a small number m_0 of nodes and at each time step a new node is introduced. The new node is connected preferentially to m old ones (for the simulations we used $m = 3$) with a probability $\Pi(k_i) = k_i / \sum_j k_j$ proportional to the degrees k_i of the nodes. The repeated iteration of this scheme gives as a result a complex network with a topological structure characterized by a power law degree distribution $P(k) = 2m^2 k^{-\gamma}$ with $\gamma = 3$ and average degree $\langle k \rangle = 2m$. In principle, one might also consider a more general class of complex networks with variable power law degree distributions [2, 3].

To simulate the flow of data packets on SF networks, taking into account the load redistribution in case of damages, we need to specify the initial state of the network; *i.e.* the load of traffic flowing through each link. An estimate of such load, assuming that the routing takes place following the minimum path, is given by the total number of shortest paths between any two nodes in the network that pass through the node i [23, 24]. This magnitude is called betweenness or load [26, 27] and has recently been studied in SF networks. This property of the network can also be defined in terms of links. In real systems, however, the amount of traffic carried by each link is a fluctuating quantity that depends on many variables such as number of users, routing agreements, and available bandwidth. For this reason, we associate to each link connecting the nodes i and j of the network a load $\ell_{i,j}$ drawn from a probability distribution that specifies the initial traffic load of the system [28]. For simplicity, we have

considered a uniform distribution $U(\ell)$ for $0 < \ell < 1$, taking the form

$$U(\ell) = \begin{cases} \frac{1}{2\langle\ell\rangle}, & \ell \in [0, 2\langle\ell\rangle], \quad \text{if } \langle\ell\rangle \leq 0.5, \\ \frac{1}{2(1-\langle\ell\rangle)}, & \ell \in [2\langle\ell\rangle - 1, 1], \quad \text{if } \langle\ell\rangle \geq 0.5. \end{cases} \quad (1)$$

This uniform distribution implies that the minimum initial load carried by a link is bounded by a nonzero value for an average load $\langle\ell\rangle > 0.5$, which means that there will be no links with load smaller than this lower bound. The results reported in this paper were obtained with the initial distribution $U(\ell)$. In order to test the universality of the critical behavior, we have also considered the distribution $F(\ell) = (\langle\ell\rangle^{-1} - 1)(1 - \ell)^{(\langle\ell\rangle^{-1} - 2)}$, $\ell \in [0, 1]$, which allows the existence of links with a very small load, irrespective of the average load $\langle\ell\rangle$ flowing through the system. Both distributions $U(\ell)$ and $F(\ell)$ yield the same qualitative results. Along with the load, we associate to each link the same capacity C that, without loss of generality, we fix equal to one. This choice can be considered as a first approximation since the actual difference between line bandwidths in communication networks can be large. In this perspective, we consider as the most important source of heterogeneity the flow of different amounts of load through the network.

The dynamics of the model is defined by a simple threshold process. A link is selected at random and overloaded by raising its traffic. When the load carried by a link is $\ell_{i,j} > C$, *i.e.* when it exceeds the link's capacity, the link is considered congested and the load it carries is diverted among its (not overloaded) neighboring links, *i.e.* the links departing from the end nodes of the congested one. This amounts to consider that the time scale of the local congestion is greater than the time scale characterizing the reorganization of the routing procedure. The redistribution of the load on its turn might provoke that other links become overloaded, thus triggering a cascade of failures. We have explored two physically different settings of the load redistribution rule. The first consists of equally distributing the load of a congested link among the non-congested neighboring links. We refer to it as the deterministic redistribution rule. The second case will be called random redistribution because when a link is overloaded, a random amount of load is redistributed to each of the remaining working links in its neighborhood. Finally, we note that in the rare event in which the congested link has no active neighbors, its load can be equally shared among all the remaining working lines of the network or just be considered as lost from the network. This amounts to a conserved or dissipative redistribution rule, respectively. Many physical systems display criticality only when energy is conserved [30, 31]. In distributed networks such as the Internet, however, it is common to discard packets if there is not a route available at the moment. As we shall see in the following, the results do not depend qualitatively on the conserved nature of the traffic load.

We have performed large-scale numerical simulations by applying repeatedly the rules stated above on BA networks. The sizes of the networks used in the simulations range from $N = 5 \times 10^3$ nodes (15×10^3 links) to $N = 10^5$ nodes (3×10^5 links). All numerical results have been obtained by averaging over 10 different networks and, at least, 100 different realizations of the initial load distribution.

In order to inspect the occurrence of dynamic instabilities, we construct the phase diagram of the system. The order parameter can be identified as the probability P_G of having a giant component \mathcal{G} of connected nodes with size of the order of the network size. The giant component is defined as the largest component of the network made by nodes connected by active links, after the system has reached a stable state (when $\ell_{i,j} < C$ for all i and j). The existence of a giant component implies that a macroscopic part of the network is still

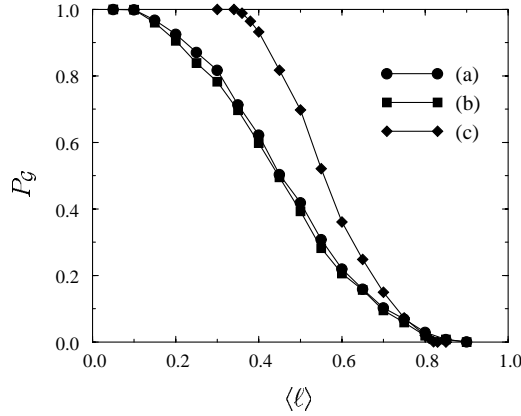


Fig. 1 – Phase diagram of the system. P_G measures the probability of having a giant component of active nodes \mathcal{G} of the order of the system size. Three different definitions of the model are represented: (a) random and dissipative, (b) random and conserved, and (c) deterministic and conserved. In all cases the size of the system has been set to $N = 10^4$ nodes (3×10^4 links).

functional. If the giant component of the network is zero, the communication capabilities of the network are destroyed and a congestion of the order of the system size builds up. It is worth noticing that, although we have determined the giant component size in terms of nodes and the dynamical rules of the model are expressed in terms of links, the results are completely equivalent since a connected node is defined as a node with at least one active link.

In fig. 1 we plot the order parameter P_G as a function of the average load $\langle \ell \rangle$. At low values of the average load, the network always reaches a stable state in which the number of isolated nodes is very small and with probability $P_G = 1$ the network has a giant component of connected nodes of the order of the system size. When increasing the load imposed on the network, the system starts to develop instabilities. In particular, above a critical load $\langle \ell \rangle_c^I$, whose value depends on the model considered, with a finite probability the system evolves to a congested state without giant component of connected nodes; *i.e.* the largest set of connected active nodes has a density of order N^{-1} . This implies a probability of having a giant component $P_G < 1$, which is decreasing as the load is progressively increased. At an average load $\langle \ell \rangle_c^{II} \simeq 0.82$ we get that $P_G = 0$, signalling that, with probability one, any instability will propagate until the complete fragmentation of the network. It is worth remarking that this scenario is rather different from the percolation one in which the probability of having a giant component is abruptly dropping from one to zero at the transition point. Here, the probability decays continuously to zero and we have a wide region of $\langle \ell \rangle$ where the initial instability can trigger a destructive congestion with probability $1 - P_G$. In addition, we provide a measure of the density of completely isolated nodes. In the absence of a giant component, beyond a few small clusters of connected nodes, the majority of the network is made by completely isolated nodes. Figure 2 illustrates the probability $p(S)$ that the density of isolated nodes is S in the case that no giant component of connected nodes has survived. The distribution is rather peaked also at relatively small values of $\langle \ell \rangle$, providing evidence that as soon as a major failure is triggered, it affects almost the totality of the network.

The phase diagram obtained in fig. 1 points out that the value of the average load at which $P_G = 0$ is relatively high. On the other hand, the value at which P_G is appreciably smaller than one is well below the theoretical capacity of the network measured as the capacity $C = 1$

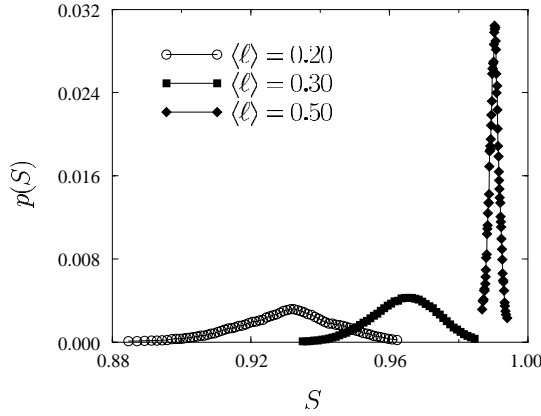


Fig. 2 – Distribution of the isolated network size $p(S)$ as a function of S for several values of $\langle \ell \rangle$. The network is formed by $N = 10^4$ nodes.

of the individual links ($\langle \ell \rangle_c^I \simeq 0.15\text{--}0.3$, see fig. 1). This evidence defines a wide region of load values in which there is a small but finite probability that a small instability propagates through the system and could explain why in real communication networks congestions of diverse degree can be encountered from time to time. In fig. 1 we also report curves obtained for the different dynamical rules defined previously, and it is interesting to remark that the highest level of stability has been obtained for the deterministic and conservative version of the model ($\langle \ell \rangle_c^I \simeq 0.3$). Moreover, the dynamics of the transition does not depend on the distribution of initial loads and the network size N .

Another way to shed light on the congestion dynamics is to inspect the process of generation of the congestion instability. We define the size s of a congestion burst or avalanche as the total number of simultaneously overloaded links. The cumulative distribution $P(s)$ of avalanches

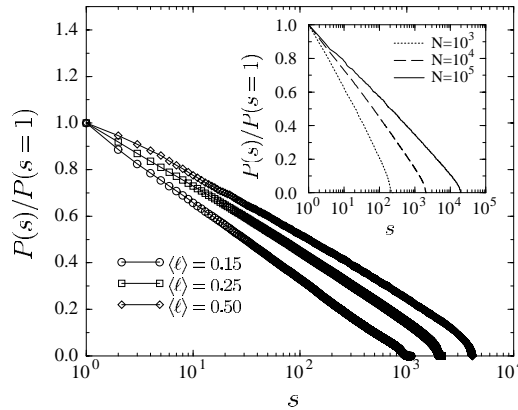


Fig. 3 – Cumulative distributions of avalanche sizes for different values of the average load handled by the network for the random and dissipative definition of the model. The straight line in a linear-log plot indicates that the probability avalanche distribution follows a power law with exponent -1 . The inset shows the scaling of the cumulative size of congested lines as the network grows in size for $\langle \ell \rangle = 0.25$.

of size larger than s for several values of the average load imposed on the network and three different system sizes have been plotted in fig. 3 for the random and dissipative definition of the present model. The main plot is in log-linear scale, so that a straight line corresponds to a power law of the form $p(s) \sim s^{-1}$ for the probability of observing an avalanche of size s . Power laws with exponent -1 have been found for several characteristic features of Internet traffic such as latency times, queue lengths, and congestion lengths [19,32,33]. In the figure we focus on a region close to the stable one $\langle \ell \rangle \simeq 0.20$, which means that the power law behavior extends to values far from the instability transition. This fact confirms that it is not necessary that the network operates very close to a critical point in order to observe power laws in the distribution of several quantities. The inset in fig. 3 shows that the cumulative size of overloaded links also scales with the system size, the scaling dynamics, however, remaining the same. This may help to understand why power law distributions observed in real communication networks have been measured for different network sizes, *i.e.* both for local networks and for networks that extend to a very large scale.

In summary, we have introduced a simple threshold model aimed at the description of instabilities due to load congestion that takes into account the topological properties of SF networks. The results obtained point out that the network can freely handle traffic up to some critical average load $\langle \ell \rangle_c^I$. Above this level the network faces partial congestions that start to build up local bottlenecks in various places and small instabilities might trigger macroscopic outages with a finite probability. Above a critical load value $\langle \ell \rangle_c^{II} \simeq 0.82$ any small instability leads to the whole network collapse. In the intermediate region of network load, the number of simultaneous line casualties follows a power law resembling what has been observed in experimental studies of the Internet. We hope that our work will provide hints for accurate modeling of the Internet and the WWW large-scale traffic behavior.

* * *

This work has been partially supported by the European Commission - Fet Open project COSIN IST-2001-33555. YM acknowledges financial support from the Secretaría de Estado de Educación y Universidades (Spain, SB2000-0357). RP-S acknowledges financial support from the Ministerio de Ciencia y Tecnología (Spain).

REFERENCES

- [1] STROGATZ S. H., *Nature (London)*, **410** (2001) 268.
- [2] ALBERT R. and BARABÁSI A.-L., *Rev. Mod. Phys.*, **74** (2002) 47.
- [3] DOROGOVTSSEV S. N. and MENDES J. F. F., *Adv. Phys.*, **51** (2002) 1079.
- [4] BARABÁSI A.-L., ALBERT R. and JEONG H., *Physica A*, **281** (2000) 69.
- [5] FALOUTSOS M., FALOUTSOS P. and FALOUTSOS C., *Comp. Com. Rev.*, **29** (2000) 251.
- [6] BRODER A., KUMAR R., MAGHOUL F., RAGHAVAN P., RAJAGOPALAN S., STATA R., TOMKINS A. and WIENER J., *Comput. Networks*, **33** (2000) 309.
- [7] GOVINDAN R. and TANGMUNARUNKIT H., in *Proceedings of IEEE INFOCOM 2000, Tel Aviv, Israel* (IEEE, Piscataway) 2000.
- [8] CALDARELLI G., MARCHETTI R. and PIETRONERO L., *Europhys. Lett.*, **52** (2000) 386.
- [9] CHEN Q., CHANG H., GOVINDAN R., JAMIN S., SHENKER S. J. and WILLINGER W., *Proceedings of INFOCOM 2002, Twenty-First Annual Joint Conference of the IEEE Computer and Communications Societies*, Vol. **2** (IEEE) 2002.
- [10] BROIDIO A. and CLAFFY K. C., in *SPIE International Symposium on Convergence of IT and Communication, Denver, 2001*.

- [11] PASTOR-SATORRAS R., VÁZQUEZ A. and VESPIGNANI A., *Phys. Rev. Lett.*, **87** (2001) 258701; VÁZQUEZ A., PASTOR-SATORRAS R. and VESPIGNANI A., *Phys. Rev. E*, **65** (2002) 066130.
- [12] COHEN R., EREZ K., BEN-AVRAHAM D. and HAVLIN S., *Phys. Rev. Lett.*, **85** (2000) 4626.
- [13] CALLAWAY D. S., NEWMAN M. E. J., STROGATZ S. H. and WATTS D. J., *Phys. Rev. Lett.*, **85** (2000) 5468.
- [14] PASTOR-SATORRAS R. and VESPIGNANI A., *Phys. Rev. Lett.*, **86** (2001) 3200.
- [15] PASTOR-SATORRAS R. and VESPIGNANI A., *Handbook of Graphs and Networks: From the Genome to the Internet*, edited by BORNHOLDT S. and SCHUSTER H. G. (Wiley-VCH, Berlin) 2002.
- [16] ALBERT R., JEONG H. and BARABÁSI A.-L., *Nature*, **406** (2000) 378.
- [17] LABOVITZ C., MALAN G. R. and JAHANIAN F., *Proceedings of INFOCOM '99, Eighteenth Annual Joint Conference of the IEEE Computer and Communications Societies*, Vol. **1** (IEEE) 1999.
- [18] LABOVITZ C., AHUJA A. and JAHANIAN F., *Twenty-Ninth Annual International Symposium on Fault-Tolerant Computing, 1999, Digest of Papers*, Vol. **278** (1999).
- [19] TAKAYASU M., TAKAYASU H. and SATO T., *Physica A*, **233** (1996) 924; TRETYAKOV A. Y., TAKAYASU H. and TAKAYASU M., *Physica A*, **253** (1998) 315.
- [20] OHIRA T. and SAWATARI R., *Phys. Rev. E*, **58** (1998) 193; VALVERDE S. and SOLÉ R. V., to be published in *Physica A*.
- [21] WATTS D. J., *Proc. Natl. Acad. Sci. USA*, **99** (2002) 5766.
- [22] MORENO Y., GÓMEZ J. B. and PACHECO A. F., *Europhys. Lett.*, **58** (2002) 630.
- [23] HOLME P. and KIM B. J., *Phys. Rev. E*, **65** (2002) 066109.
- [24] HOLME P., *Phys. Rev. E*, **66** (2002) 036119.
- [25] BARABÁSI A.-L. and ALBERT R., *Science*, **286** (1999) 509; BARABÁSI A.-L., ALBERT R. and JEONG H., *Physica A*, **272** (1999) 173.
- [26] NEWMAN M. J., *Phys. Rev. E*, **64** (2001) 016132.
- [27] GOH K.-I., KAHNG B. and KIM D., *Phys. Rev. Lett.*, **87** (2001) 278701.
- [28] A more refined approach would consider that at each time step new information packets are generated and others reach their destinations and thus are removed [29]. Here, however, we are mainly interested in unraveling the universal features characterizing congestion instabilities due to local failures. The load can thus be considered in a stationary state that is the outcome of the detailed packets generation-reception dynamics.
- [29] TADIC B. and RODGERS G. J., *Packet Transport on SF networks*, preprint cond-mat/0207228 (2002).
- [30] JENSEN H. J., *Self-Organized Criticality* (Cambridge University Press, Cambridge) 1998 and references therein.
- [31] MARRO J. and DICKMAN R., *Nonequilibrium Phase Transitions in Lattice Models* (Cambridge University Press, Cambridge) 1999.
- [32] MAGNASCO M. O., *The Thunder of Distant Net Storms*, preprint nlin.AO/0010051 (2000).
- [33] WILLINGER W., GOVINDAN R., JAMIN S., PAXSON V. and SHENKER S., *Proc. Natl. Acad. Sci. USA*, **99** (2002) 2573.